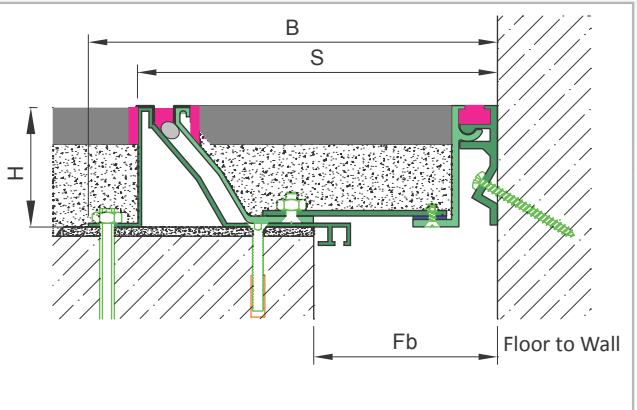
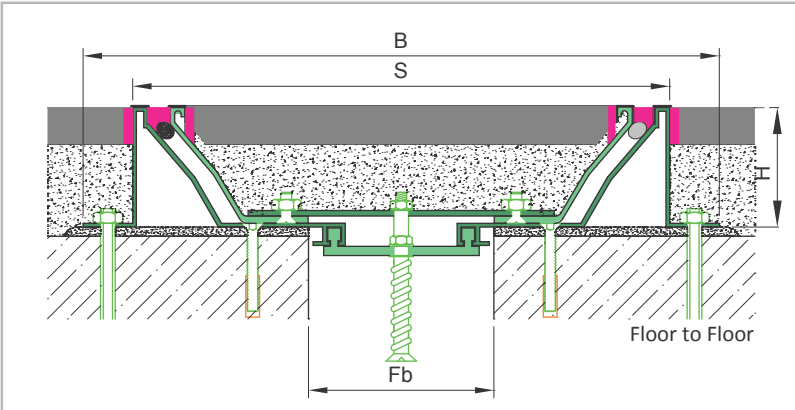
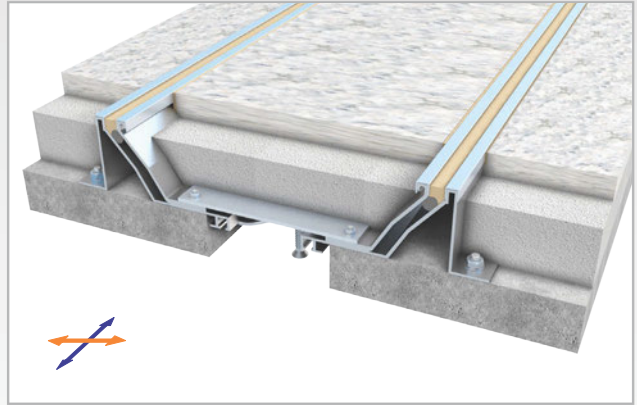
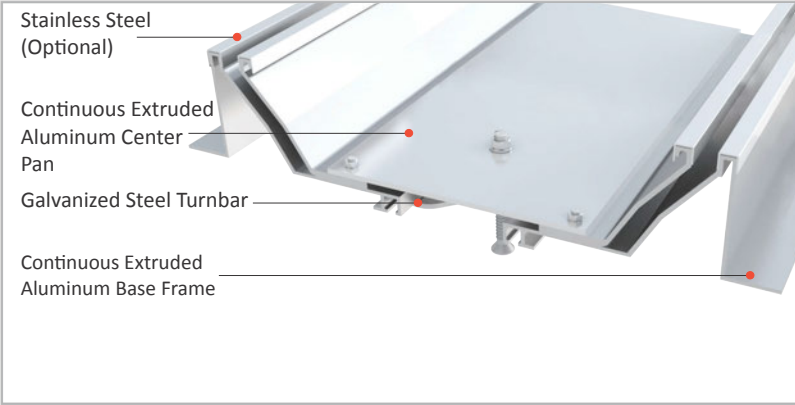


AS A266 seismic profile can be applied with many different types of finishes (granite,marble,ceramic etc.) at different thicknesses. During the seismic based contractions , pop-up mechanism ascends the center plate without damaging the finish placed on it and gets back to origin after activity is over.Thermal expansion or contraction doesn't activate the center plate. They are ideal for the places with heavy pedestrian traffic and high earthquake risk.

It differs from AS A250 with snap-on stainless steel cap, 65 mm height, and multipartite middle bowl system.

- Application Areas** : Indoor & Outdoor / Floor
- Ideal for** : Airports, Shopping Malls, Residences, Hospitals, Hotels, Commercial and Public Buildings etc.
- Material** : Mill Finish Aluminum (Anodizing optional), Stainless Steel, Galvanized Steel
- Aluminum Alloy** : 6063 AA-USA / EN AW 6063
- Optional Supplies** : PE Backing Rod, PU Mastic, Fire Barrier, Waterproof EPDM membrane

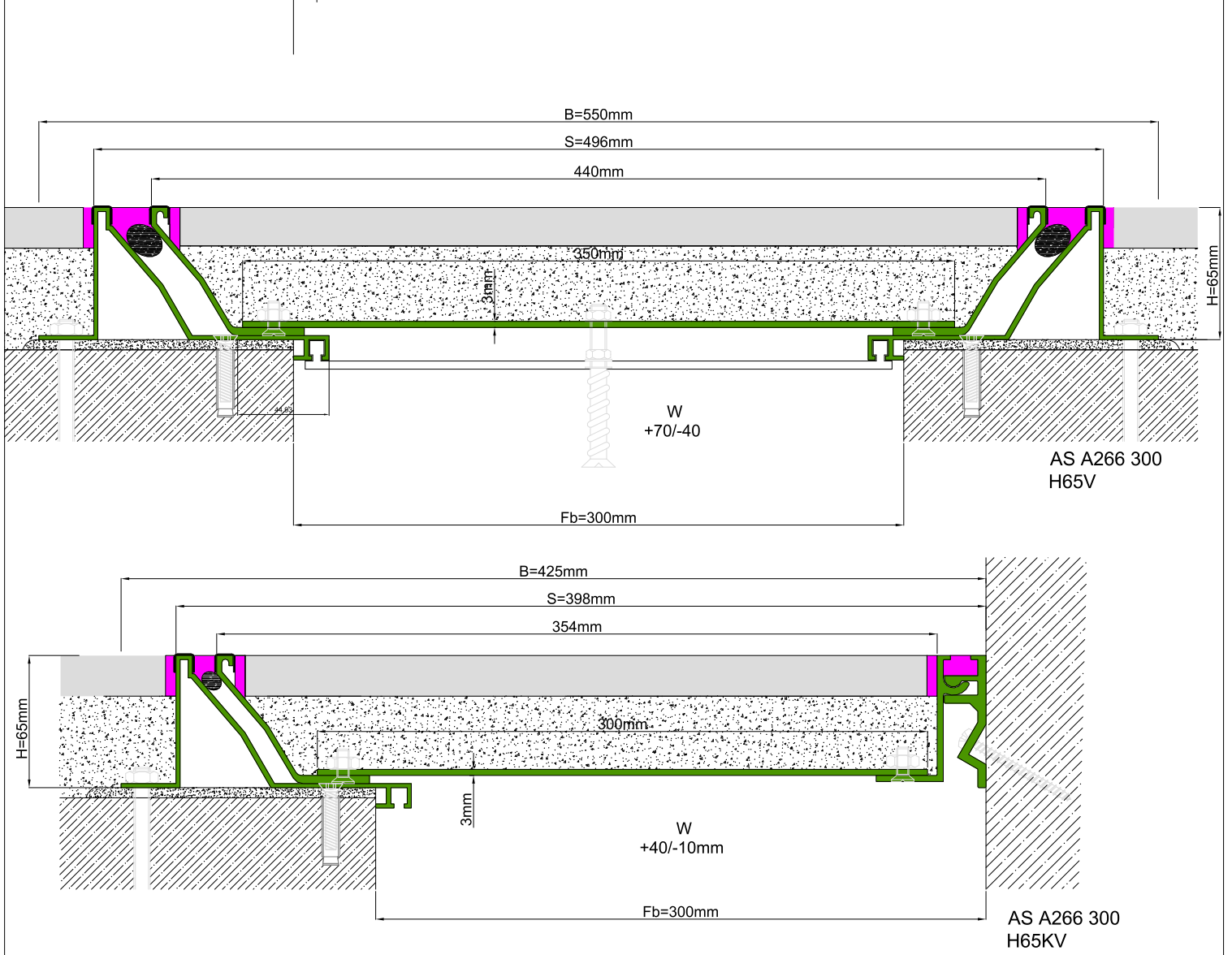
SEISMIC



* Visuals are representative and the profile configuration may differ depending on the characteristics requested.

LOCATION	MODEL	GAP (Fb) mm	HEIGHT (H) MM	OVERALL WIDTH (B) mm	VISIBLE WIDTH (S) mm	MOVEMENT (W) mm	LOAD CAPACITY	STANDARD LENGTH (mt)
Floor to Floor	AS A266-100	100	65	350	296	+30 /-45		3
	AS A266-150	150	65	400	346	+50 /-40		3
	AS A266-200	200	65	450	396	+60 /-40		3
	AS A266-300	300	65	550	496	+70 /-40		3

Note: Please ask for different sizes



Profil No Profile Number	AS A266 300	AS A266 300K
Fb (mm)	300	300
H (mm) yaklaşık approx.	65	65
W± (mm) yaklaşık approx.	+60/-40	+40/-10
Renk Color	Alüminyum: Natürel Aluminum: Natural	
Malzeme Material	Alüminyum Aluminum	
Standart Uzunluk Standard Length	3	
Yükleme Kapasitesi Load-Bearing Capacity	